



# GiftCase

## GiftCase

Requirements definition

Version 1.0

## Revision History

<b>Date</b>	<b>Version</b>	<b>Description</b>	<b>Author</b>
2014-11-10	1.01	Initial draft	Damir Tomić
2014-11-12	1.02	Initial version	Aleksandra Salikiryaki
2014-11-13	1.03	Fixing of minor mistakes. changing the formatting and sentence structure	Ana Stepic, Aleksandra Salikiryaki
2014-11-13	1.04	Minor fixes	Damir Tomić
2014-11-14	1.05	Fixed layout, figures and tables	Gijs Bos

## Table of Contents

- [1 Introduction](#)
  - [1.1 Purpose of this document](#)
  - [1.2 Intended audience](#)
  - [1.3 Scope](#)
  - [1.4 Definitions and acronyms](#)
    - [1.4.1 Definitions](#)
  - [1.5 References](#)
- [2 Requirements definition](#)
  - [2.1 Introduction](#)
  - [2.2 Requirements overview](#)
- [3 Functional requirements](#)
  - [3.1 Detailed description of the functional requirements](#)
- [4 Non-functional requirements](#)
  - [4.1 Usability](#)
  - [4.2 Technical/implementation](#)
  - [4.3 Third party integration](#)
  - [4.4 Compatibility](#)
- [5 List of tables](#)
- [6 List of figures](#)

# 1 Introduction

## 1.1 Purpose of this document

The purpose of this document is to list all the requirements for the GiftCase project. However, the requirements are not fixed in stone, they can and probably will change during the course of the project.

## 1.2 Intended audience

The intended audience is:

- Customer
- Supervisors
- Team members

Team members should always check this document when uncertainty arises. The document also serves for negotiation among the team members, customer and supervisors. It will be used throughout the whole development: at the beginning to define the scope of the project, later to guide the development and in the end of the implementation - for verification that the developed systems is correct.

## 1.3 Scope

The document will include overview of the functionality of the application, the functional requirements for the GiftCase application, described with user stories and the non-functional requirements.

## 1.4 Definitions and acronyms

### 1.4.1 Definitions

**Table 1.** Definitions used throughout the document

<b>Keyword</b>	<b>Definition</b>
GiftCase	The name of the project
Android	Mobile operating system
Actor	A user or external system, which interacts with the developed system

## 1.4.2 Acronyms and abbreviations

**Table 2.** Acronyms and abbreviations used throughout the document

Acronyms or abbreviations	Definitions
BaaS	Backend as a Service. Model for providing web and mobile app developers with a way to link their applications to backend cloud storage and APIs.
REST	Mälardalen Högskola, Sweden
Telco	Telecommunication operator

## 1.5 References

Application Descriptions:

<https://drive.google.com/file/d/0B0kZhRbIOZy6Sm14OTA3LW5iYUE/view?usp=sharing>

<https://drive.google.com/file/d/0B0kZhRbIOZy6bEI0U1hCMVZnaEVvQVgwRU5nRU43X01JNk53/view?usp=sharing>

[http://www.fer.unizg.hr/\\_download/repository/GiftCase.pdf](http://www.fer.unizg.hr/_download/repository/GiftCase.pdf)

## 2 Requirements definition

### 2.1 Introduction

The main objective of the project is to develop a mobile application which will help the users track events related to their contacts, and select and buy personalized gifts. The application will use social networks (Facebook and LinkedIn), Telecommunication providers (Telcos) and content providers, like Amazon, Ebay as information sources. The data gathered from the social networks and Telcos will be user's contacts and their preferences (eg. movies he/she likes or music bands he/she likes) and future events. The application will notify the user when there is an upcoming event related to some of the user's contacts. Based on gathered information, the application will be able to propose the most appropriate present for a certain contact. For example, if a person liked many books on Facebook, the application will propose a book as an appropriate present for that person. Furthermore, the application will determine which is the most suitable present. For example, if a contact had read many mystery novels, then it is safe to assume the user likes mystery novels and determine that eg. Agatha Christie novel would be an appropriate present. The information gathered from the content providers will be used to collect a database of possible gifts and allow the users to purchase them in the future. The main target of the application are electronic presents, such as an E-book or a movie.

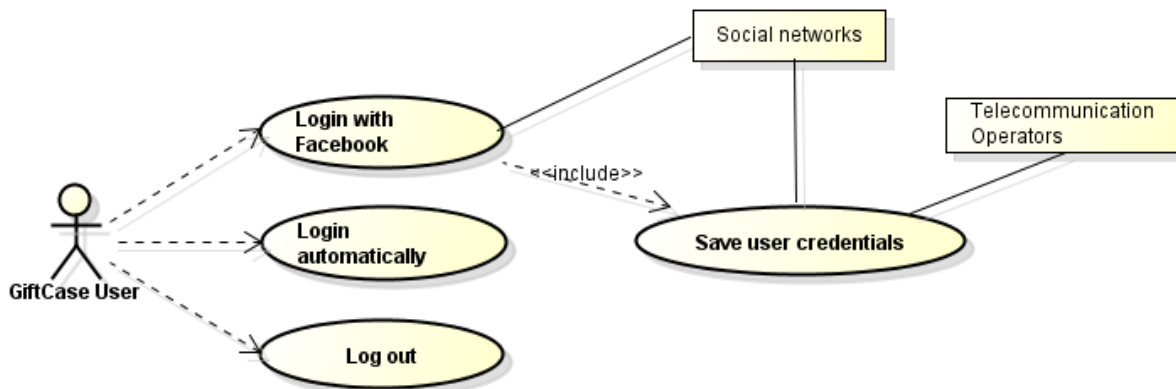
## 2.2 Requirements overview

This section presents an overview of all requirements and the interactions between the user, the system and other external systems. The possible usage scenarios and the relations with the actors are presented on an UML use case diagram.

The actors involved are: the user of the mobile application, the following external systems: content providers, social networks, Telcos.

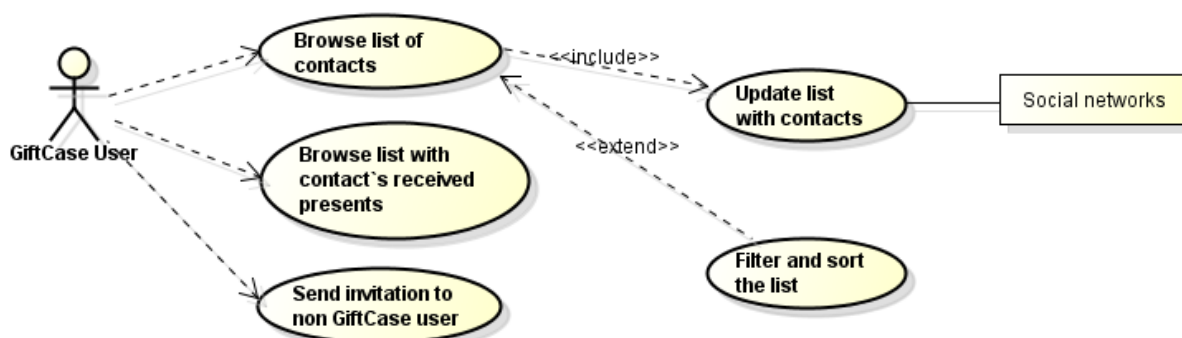
The use case diagram is split in five parts in order to enhance the readability. Each part represents functionalities which are logically related.

**Figure 1.** Use case diagram related to login/logout



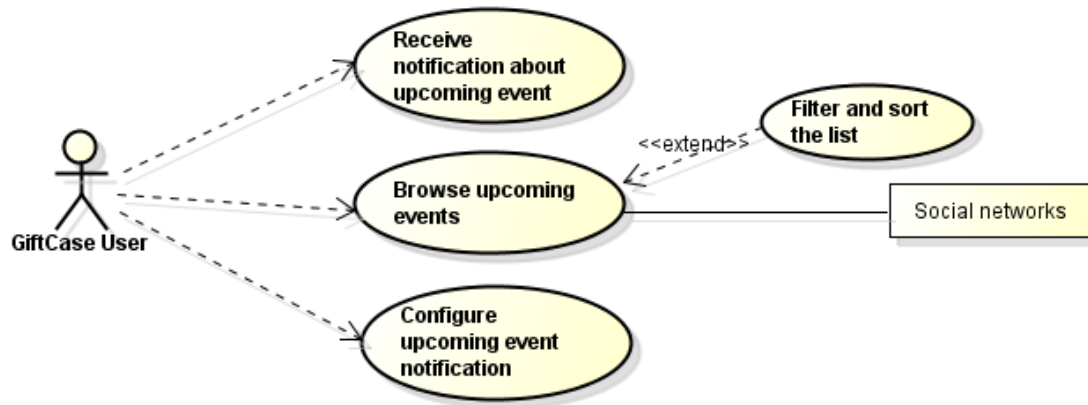
*Presents the actions that the user can do related to login and logout of the system. The login will be realized in integration with Facebook. The user credentials should be saved in order to allow the user to login automatically every time he opens the application (after the first). The user should be able to logout, if he/she does not want to receive notifications from the application.*

**Figure 2.** Use case diagram related to browsing the user's contacts



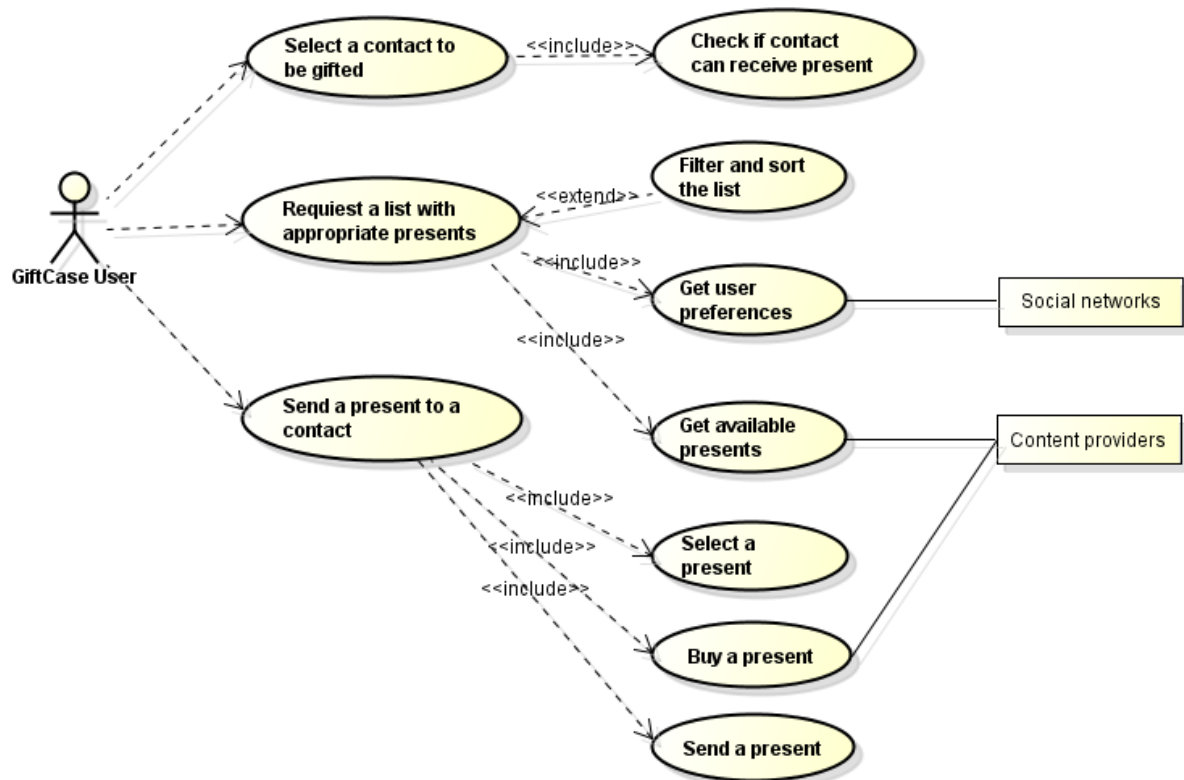
*Presents the operations which can be executed by the client related to browsing his/her contacts. The contacts are taken from the social networks. The user will be able to send an invitation to a contact which is not a GiftCase user. The user shall also be able to see the presents which certain contact has received, in order to prevent buying the same gifts.*

**Figure 3.** Use case diagram related to browsing the upcoming events



Presents the operations which the user can execute related to browsing the upcoming events related to the contacts. The user will receive notifications about an upcoming event and will be able to configure these notifications. The information about events will be gathered from the social networks. It will include, for example recent birthdays of friends.

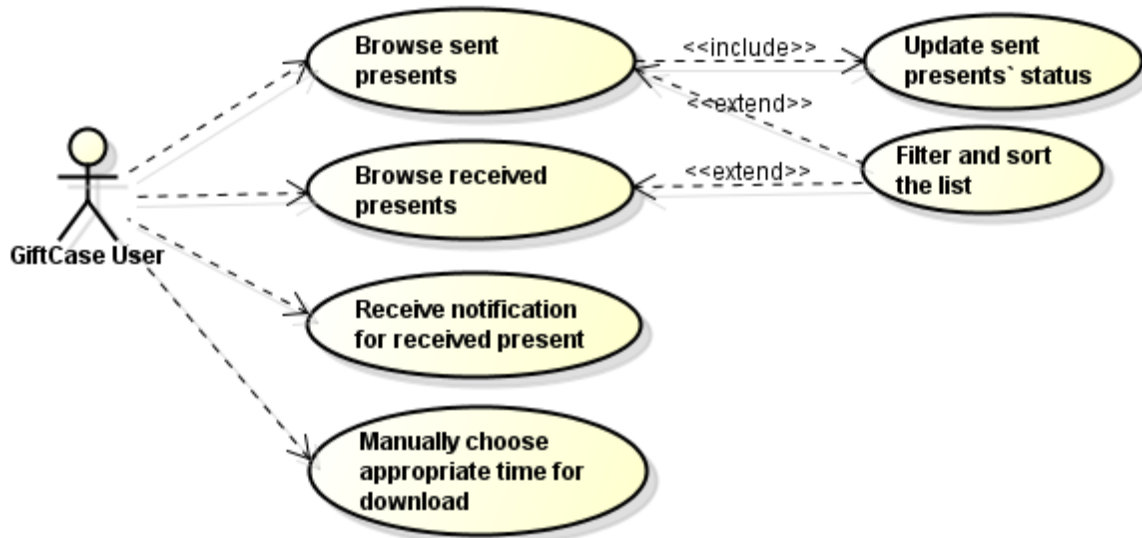
**Figure 4.** Use case diagram related to selecting and buying a present for a contact



Presents the actions that can be executed by the user in relation with selection and buying of a present for a contact. The user must specify the recipient of the present. If the contact cannot receive the present (if he/she does not have the GiftCase application and no email can be extracted from the social networks), the user will be informed. The user will be able to request appropriate presents for certain contact. The selection of presents will be made

based on the information gathered from the social networks. The proposed presents will be extracted from the content providers like Amazon and eBay. When the user selects a present, he will be able to purchase and send it to the target contact. If the target contact does not have the GiftCase application installed, he/she will be notified by email. The purchase of the present should be simulated.

**Figure 5.** Use case diagram related to management of the send and received presents through the GiftCase application



The user shall be able to manage his sent and received presents through the GiftCase application. The user shall receive a notification when he/she receives a present from another GiftCase user. The user shall also be able to see the presents, which he/she has sent and their statuses (whether a present has been received). If a received present needs to be downloaded, the user will be able to choose a time for download which is most appropriate for him/her.

### 3 Functional requirements

This section gives a list with all gathered requirements, presented like user stories. The IDs of the stories are in compliance with the numbers of the tasks in the requirements management tool Kanbanize. The priorities are based on the importance of each functionality for the application. There are three degrees of importance: Low, Average, High. The “High” requirements are most important to be realized in order to achieve a basic and yet complete application, illustrated in *Table 3*. The “Average” requirements are also important, but the general idea of the application can be achieved without realizing them, illustrated in *Table 4*. The “Low” requirements are introducing features, which enhance the usability of the application, illustrated in *Table 5*.



**Table 3.** High priority requirements

<b>Story ID</b>	<b>Story</b>	<b>Priority</b>
168	As a user I want to be able to login/register into the application with my Facebook account.	High
171	As a user I want to be able to see the presents that I have received through the GiftCase application	High
172	As a user I want to be notified when I receive a present	High
173	If the present I have received through the GiftCase app has to be downloaded, as a user I want to choose the time at which I want to download it	High
178	As a user I want to be able to see a list with all upcoming events	High
180	As a user I want to be notified when there is an upcoming event	High
182	As a user I want to be able to see and browse my list of contacts	High
186	As a user I want to be able to select a friend to whom I want to buy a present	High
188	As a user I want to select a present for a contact	High
191	As a user I want to be able to buy a present	High
192	As a user I want the present I have bought for a contact to be sent to him/her	High
202	As a user I want the application to be integrated with LinkedIn	High
203	As a user I want the application to be integrated with Telecommunication operator	High
204	As a user I want the application to be integrated with Amazon.	High
205	As a user I want the application to be integrated with Ebay.	High

**Table 4.** Average priority requirements

169	As a user I want to be logged into the application automatically after I enter the application for first time	Average
170	As a user I want to be able to log out of the application	Average
184	As a user I want my list of contacts to be up to date every time I launch the application	Average
185	As a user I want to be able to send an invitation to my contacts which are not GiftCase users.	Average
187	As a user I want NOT to be able to purchase a present to a contact if he will not be able to receive it	Average

**Table 5.** Low priority requirements

174	As a user I want to filter and sort my received presents	Low
175	As a user I want to be able to see the presents that I have sent through GiftCase	Low
176	As a user I want to get up to date information for the status of the presents that I have sent through GiftCase	Low
179	As a user I want to filter and sort the list with upcoming events	Low
181	As a user I want to be able to configure the amount and interval for notification about upcoming events	Low
183	As a user I want to be able to sort and filter the list with contacts	Low
189	As a user I want to be able to define the price range, which will filter the proposed presents	Low
190	As a user I want to be able to filter and sort the list of proposed presents	Low
193	As a user I want to see the presents that a certain contact has received	Low
199	As a user I want t be able to refresh the contact list	Low

### 3.1 Detailed description of the functional requirements

This section gives a more detailed description of each user story used to present the application requirements. Each story is described with its ID in relation to the previous table, which gave a complete overview of all requirements. The source of the requirement is also recorded. It is coming either from the client and the documentation provided, or from the team, based on the the interpretation of the information by the team members and their previous experience. The description of the story presents more details about the usage scenario. The assumptions mark facts that are related to the usage story and are taken for granted, for example prerequisites or additional information enhancing the understandability. The validation section describes scenarios which will be executed in order to verify that the user story has been developed as required.

**Table 6.** Detailed description for story with ID 168

Story ID	168
Story	As a user I want to be able to login/register into the application with my Facebook account.
Source	Client/Application documentation
Detailed Description	When the application is opened for the first time, the user can login/register into the application with his Facebook account. The application should authorize him through Facebook and ask him whether he accepts the application to use parts of his/her personal information. After that, the user is directed to the main screen of the application.
Assumptions	The user has a Facebook account.
Validation Criteria	<ul style="list-style-type: none"> <li>● If the user enters correct data for his Facebook account, he is successfully authorized.</li> <li>● If the user enters incorrect data for his Facebook account, he is redirected to the login screen and allowed to try again.</li> <li>● If the user accepts the terms of usage of the application, he is redirected the main screen of the application.</li> <li>● If the user does not accept the terms of usage, the operation ends and the user is redirected to the login screen.</li> </ul>

**Table 7.** Detailed description for story with ID 169

Story ID	169
Story	As a user I want to be logged into the application automatically after I enter the application for first time
Source	Client/Application documentation
Detailed Description	The user`s identity information should persist in the application, so every time he tries to launch the application (after the first time) he is automatically logged in. In addition to that, an account should be created with the relevant information about the user from the social networks and Telco operators.
Assumptions	<ul style="list-style-type: none"> <li>• The user has a Facebook account.</li> <li>• The user has registered in the application, when he first used it.</li> <li>• The user has not logged out.</li> </ul>
Validation Criteria	If the user tries to enter the app after the first time, he will not be required to login again, unless he has logged out.

**Table 8.** Detailed description for story with ID 170

Story ID	170
Story	As a user I want to be able to log out of the application
Source	Development team
Detailed Description	The user should be provided with the possibility to log out of the application.
Assumptions	The user is logged in the application.
Validation Criteria	<ul style="list-style-type: none"> <li>• When the user is logged out, if there are notifications for the user, they will not be received.</li> <li>• When the user is logged out, if he tries to enter the application again, he is required to login through Facebook</li> </ul>

**Table 9.** Detailed description for story with ID 171

Story ID	171
Story	As a user I want to be able to see the presents that I have received through the GiftCase application
Source	Development team
Detailed Description	The user should be able to see a list of all the presents he received and browse through them. When a certain present is selected, the user should be able to see additional details for that particular present, such as: the download link, when the present was received, additional information, if required (eg. codes for software presents). The list of presents should be sorted by date received in a descending order.
Validation Criteria	<ul style="list-style-type: none"> <li>● When the user opens the screen with presents he received, he is provided with a list of all received presents ordered by their receiving date, sorted in descending order.</li> <li>● When the users clicks on a particular present, he is redirected to a screen showing additional information about the present.</li> <li>● If the user has not received any presents, an empty list is displayed.</li> </ul>

**Table 10.** Detailed description for story with ID 172

Story ID	172
Story	As a user I want to be notified when I receive a present
Source	Development team
Detailed Description	The user should be notified when he/she receives a present. When the user enters the application, he should be reminded of the present. The user is able to see the present he/she has received in the list with received presents and it will be highlighted differently in order to remind the user which present he has not seen yet.
Assumptions	<ul style="list-style-type: none"> <li>● The user has the GiftCase application installed on his device and he has registered/logged into the application.</li> <li>● The user has not logged out of the application.</li> </ul>
Validation Criteria	<ul style="list-style-type: none"> <li>● If a present is sent to a particular user, he/she will receive a notification.</li> <li>● When the user opens the GiftCase application, he/she will be reminded of the received present.</li> <li>● When the user opens the section with received presents, the presents which have not been reviewed by the user are highlighted.</li> </ul>

**Table 11.** Detailed description for story with ID 173

Story ID	173
Story	If the present I have received through the GiftCase app should be downloaded, as a user I want to choose the time at which I want to download it
Source	Client/Application documentation, Development team
Detailed Description	If the present which is received through the GiftCase app requires to be downloaded, the user should be provided with the possibility to manually initiate the download process in a time which is most appropriate for him/her.
Validation Criteria	<ul style="list-style-type: none"> <li>● If a present which the user has received should be downloaded, he/she is provided with the possibility to manually initiate the download.</li> <li>● When the manual download is initiated, the gift should start being downloaded to the device.</li> <li>● If the download is interrupted in any way (user logging out, loss of internet connection) user should be able to initiate a download again</li> </ul>

**Table 12.** Detailed description for story with ID 174

Story ID	174
Story	As a user I want to filter and sort my received presents
Source	Development team
Detailed Description	<ul style="list-style-type: none"> <li>● The user will be provided with the ability to filter his/her received presents by date, sender, custom string. The user will be provided with the ability to choose the characteristic upon he/she wants to filter. The user will be provided with the ability to enter search string.</li> <li>● The user will be provided with the ability to sort the list with received presents by date.</li> </ul>
Validation Criteria	<ul style="list-style-type: none"> <li>● If the user selects a filter category and enters filtering information, all the received presents will be filtered by the criteria entered.</li> <li>● If the user selects to sort the received presents, the sorting order is toggled between the ascending and descending order.</li> </ul>

**Table 13.** Detailed description for story with ID 175

Story ID	175
Story	As a user I want to be able to see the presents that I have sent through GiftCase
Source	Development team
Detailed Description	The user should be able to see a list of all the presents he has sent and browse through them. When a certain present is selected, the user should be able to see additional details for that particular present, such as: its status, the download link, when the present was sent, additional details about the present. The list of presents should be sorted by send date in a descending order.
Validation Criteria	<ul style="list-style-type: none"> <li>• When the user opens the screen with presents he has sent, he will be provided with a list of all presents he has sent ordered by their sending date, sorted in descending order.</li> <li>• When the users click on a particular present, he is redirected to a screen showing additional information for the present.</li> <li>• If the user has not sent any presents, an empty list is displayed.</li> </ul>

**Table 14.** Detailed description for story with ID 176

Story ID	176
Story	As a user I want to get up to date information for the status of the presents that I have sent through GiftCase
Source	Development team
Detailed Description	The user should be able to see the current status of the presents he has sent. They are either sent and seen by the receiver, sent and not seen by the receiver, sent, claimed (downloaded) by the receiver or sent to a user which does not have gift app and waiting the user to install one.
Validation Criteria	<ul style="list-style-type: none"> <li>• When a present has been sent to a non GiftCase user, the status of the present should be "Waiting for Giftcase registration".</li> <li>• When a present has been sent to a GiftCase user, but it has not been opened yet, the status of the present should be "Received, waiting confirmation".</li> <li>• When a present has been opened (seen) by the receiving user, the status of the present should be "Received and seen".</li> <li>• When a present has been seen and claimed by the receiving user, the status of the present should be "Claimed"</li> </ul>

**Table 15.** Detailed description for story with ID 178

Story ID	178
Story	As a user I want to be able to see a list with all upcoming events
Source	Client/Application documentation
Detailed Description	The user will be provided with a screen in which he is able to see all upcoming events for his contacts sorted in an ascending order. If there is additional information provided for the event, the user will be able to see it by selecting particular event.
Validation Criteria	<ul style="list-style-type: none"> <li>● When the user selects to see all upcoming events, he is presented with a list ordered in ascending order.</li> <li>● If the user selects a particular event, he will be presented additional information for the event, if present.</li> <li>● If there is no additional information for certain event, the event cannot be selected.</li> </ul>

**Table 16.** Detailed description for story with ID 179

Story ID	179
Story	As a user I want to filter and sort the list with upcoming events
Source	Development team
Detailed Description	<ul style="list-style-type: none"> <li>● The user will be provided with the ability to filter the list of upcoming events by predefined categories (upcoming event type, date, contact, custom string). The user will be provided with the ability to select the filtering category and the actual filter for the data.</li> <li>● The user will be provided with the ability to sort the list of upcoming events by date.</li> </ul>
Validation Criteria	<ul style="list-style-type: none"> <li>● If the user selects a filter category and enters filtering information, all the upcoming events will be filtered by the criteria entered.</li> <li>● If the user selects the option for sorting the list with upcoming events, the list sorting order is toggled between ascending and descending.</li> </ul>



**Table 17.** Detailed description for story with ID 180

Story ID	180
Story	As a user I want to be notified when there is an upcoming event
Source	Client/Application documentation
Detailed Description	The user should be notified when there is an upcoming event related to some of his contacts. The section with events should be highlighted in order to remind the user that there are new upcoming events which he/she should see.
Assumptions	<ul style="list-style-type: none"> <li>• The user has the GiftCase installed on his device and he has registered/logged into the application.</li> <li>• The user has not logged out of the application.</li> </ul>
Validation Criteria	<ul style="list-style-type: none"> <li>• If there is an upcoming event related to some of the user`s contacts, he/she will receive a notification.</li> <li>• When the user opens the GiftCase application, we will be reminded of the upcoming event with highlighting section with events.</li> </ul>

**Table 18.** Detailed description for story with ID 181

Story ID	181
Story	As a user I want to be able to configure notification preferences for upcoming events such as minimal notification interval
Source	Development team
Detailed Description	The user should have the possibility to configure the amount of notifications he should receive before certain upcoming event: the possible options are once, every day, every two days. The user should be able to configure the interval in days in which he will be notified about an upcoming event.
Validation Criteria	<ul style="list-style-type: none"> <li>• If the user selects to be notified, for example 3 days before an upcoming event, 3 days before the event, the user will receive a notification about that event.</li> <li>• If the user has configured to be notified once, he is notified only once, the pre-configured number of days before the event.</li> <li>• If the user has configured to be notified every day, he is notified every day before the event, starting from the predefined amount of days before the event.</li> <li>• If the user has configured to be notified every two days, he is notified the amount of days before the date, which is configured and then every second day until the event.</li> </ul>

**Table 19.** Detailed description for story with ID 182

Story ID	182
Story	As a user I want to be able to see and browse my list of contacts
Source	Client/Application documentation
Detailed Description	The user should be presented with a list of his contacts sorted in an ascending alphabetical order by name. The user should be able to scroll through his contacts. The contacts which are not GiftCase users should be visually identified in such a way that it is clear to the user.
Assumptions	The contacts are taken from the Facebook account of the user.
Validation Criteria	<ul style="list-style-type: none"> <li>• When the user selects to see his contacts, he is presented with a list sorted in an ascending alphabetical order by name.</li> <li>• If the user has a contact which is not a GiftCase user, this contact is visually differentiated.</li> </ul>

**Table 20.** Detailed description for story with ID 183

Story ID	183
Story	As a user I want to be able to sort and filter the list with contacts
Source	Development team
Detailed Description	The user should have the possibility to sort his friends in an ascending/descending alphabetical order. The user should be able to filter his friends by name and the characteristic whether they are GiftCase users or not. The user will be provided with the possibility to select the characteristic (from predefined list) by which he wants to filter his contacts. The user should be provided with the possibility to enter filter criteria.
Validation Criteria	<ul style="list-style-type: none"> <li>• When the user selects to sort his contacts, they are sorted by name in an alphabetical order opposite to the current one.</li> <li>• When the user specifies a filtering characteristic and filtering criteria, the list of friends is filtered accordingly.</li> </ul>

**Table 21.** Detailed description for story with ID 184

Story ID	184
Story	As a user I want my list of contacts to be up to date every time I launch the application
Source	Development team
Detailed Description	The user`s list of contacts should be updated every time the application is launched.
Validation Criteria	If the user adds new friends in his Facebook account, he will be able to see them in his GiftCase app application, on his next launch of the application.

**Table 22.** Detailed description for story with ID 185

Story ID	185
Story	As a user I want to be able to send an invitation to my contacts which are not GiftCase users.
Source	Client/Application documentation
Detailed Description	The user should have the possibility to send an invitation for the application to his friends which are not GiftCase app users.
Assumptions	<ul style="list-style-type: none"> <li>● The user will have the possibility to send the invitation to the contact`s email.</li> <li>● The email of the target contact is available in the GiftCase application.</li> </ul>
Validation Criteria	<ul style="list-style-type: none"> <li>● If the user has a contact which does not have a GiftCase account, the user is able to send him/her an invitation for the application.</li> <li>● If the user has GiftCase account, the user is not able to send him an invitation for the application.</li> </ul>

**Table 23.** Detailed description for story with ID 186

Story ID	186
Story	As a user I want to be able to select a friend to whom I want to buy a present
Source	Client/Application documentation
Detailed Description	<p>The user will have the possibility to select a friend to whom he/she wants to buy a present from the following sections:</p> <ul style="list-style-type: none"> <li>• the section with friends: by selecting certain contact, the user is presented to additional information for the contact and the possibility to initiate a present proposal.</li> <li>• the section with upcoming events: the user can select an upcoming event from the list with upcoming events; from this screen he will be given the opportunity to initiate a present proposal for the contact, which is related to the event.</li> </ul>
Validation Criteria	<ul style="list-style-type: none"> <li>• If the user selects a friend from the list of friends, he is directed to a section with more information about his friend; in this section the user has the ability to initiate the gift proposal mechanism.</li> <li>• If the user selects an upcoming event from the list of upcoming events, he is provided with the ability to initiate the gift proposal mechanism for the related contact.</li> </ul>

**Table 24.** Detailed description for story with ID 187

Story ID	187
Story	As a user I want NOT to be able to purchase a present to a contact if he will not be able to receive it
Source	Development team
Detailed Description	The user should be warned if the contact whom he selects for receiving a present is not able to receive the present. This can happen when the receiving contact is not a GiftCase user and there is no available email for that contact in the application.
Validation Criteria	If the client tries to send a present to a friend who is not a GiftCase user and there is no available email extracted for the contact, appropriate message is displayed to the user.

**Table 25.** Detailed description for story with ID 188

Story ID	188
Story	As a user I want to select a present for a contact
Source	Client/Application documentation, Development team
Detailed Description	<p>The user should be provided with the ability to initiate a present proposal from the GiftCase application. The user is given the opportunity to select a category from which he/she would like to buy a present, for example music, movies, etc. The application proposes presents only from the selected category, ordered by their relevance in a descending order. If the user selects to view presents from all categories, then presents of different categories are proposed.</p> <p>The user should be provided with the ability to browse different presents. The user should be provided with the possibility to see more details about a certain present.</p>
Assumptions	<ul style="list-style-type: none"> <li>● A contact to whom the present should be sent is selected.</li> <li>● The presents can be from one of the following categories:</li> <li>● MUSIC -&gt; songs which the receiving contact can download (they might be either only sound, or sound with video)</li> <li>● VIDEO -&gt; movies</li> <li>● EVENT -&gt; concerts, comic shows, other events</li> <li>● TELCO -&gt; prepaid vouchers</li> <li>● EBOOK -&gt; electronic book</li> </ul>
Validation Criteria	<ul style="list-style-type: none"> <li>● When the user chooses to see the most appropriate presents for the selected contact, he is presented with a list of possible categories.</li> <li>● When the user chooses a category, the application presents the user the most appropriate presents from this category ordered by the degree of appropriateness in a descending order.</li> <li>● If the user chooses to see appropriate presents for the selected contact from all categories, he is presented with a list of all possible presents ordered by their degree of appropriateness.</li> <li>● The user is able to scroll through the presents until he actually finds something he would like to buy. The user is able to select a concrete present and see more details about it.</li> </ul>

**Table 26.** Detailed description for story with ID 189

Story ID	189
Story	As a user I want to be able to define the price range, which will filter the proposed presents
Source	Client/Application documentation
Detailed Description	The user should be provided with the possibility to define a price range for the possible presents which suits him. The application should propose to him presents only in the predefined price range.
Validation Criteria	If the user specifies a preferred price range, the application will only propose presents from the specified price range.

**Table 27.** Detailed description for story with ID 190

Story ID	190
Story	As a user I want to be able to filter and sort the list of proposed presents
Source	Development team
Detailed Description	The user should be provided with the possibility to filter and sort the list of proposed presents. The filters that can be chosen are: by category and by price. The user should have the possibility to filter by a specific category, the possible options are Music, Video, Event and Telco (if he/she has selected to see presents from all categories); The user should be able to sort the results by their degree of suitability for the target contact.
Validation Criteria	<ul style="list-style-type: none"> <li>● If the user selects to filter by a certain category, only the presents from the selected category should be shown.</li> <li>● If the user selects to sort the results by degree of suitability for the customer, the list with possible presents will be sorted in an order opposite to the current.</li> </ul>

**Table 28.** Detailed description for story with ID 191

Story ID	191
Story	As a user I want to be able to buy a present
Source	Client/Application documentation
Detailed Description	<p>The user should be provided with the possibility to buy a present. The procedure includes selection of a payment type.</p> <p>Variant A: The user should be provided with the possibility to enter his details for the selected payment type (credit card number, paypal account, Telco billing information...) or select from already persisted data. If the user enters the payment details for first time, some of them (only data which is not critical from security point of view: paypal account email, name, Telco account user name) should be persisted, in order the user to be able to reuse the entered data on next purchase.</p> <p>Variant B: The user is redirected to the payment facilities of the selected content provider.</p> <p>After completion of the operation, the user should be provided with feedback for the success of the operation.</p>
Assumptions	<ul style="list-style-type: none"> <li>● The user has selected the option to see appropriate presents for selected contact.</li> <li>● The user has selected to see additional information for certain present.</li> </ul>
Validation Criteria	<ul style="list-style-type: none"> <li>● If the user selects to buy a concrete present, he is given the possibility to select the payment type.</li> <li>● Variant A: When the user has selected a payment type, he/she is able to add details for the preferred type of payment.</li> </ul> <p>Variant B: The user is redirected to the payment section in the selected content provider.</p> <ul style="list-style-type: none"> <li>● If the user completes the purchase, he is provided with information about the success of the operation.</li> </ul>

**Table 29.** Detailed description for story with ID 192

Story ID	192
Story	As a user I want the present I have bought for a contact to be sent to him/her
Source	Client/Application documentation
Detailed Description	After the buying process is finished, the present should be sent to the receiving contact. If the contact is a GiftCase user, a notification is sent to his device, informing him that the present is received, as described in story with ID 172. If the user is not a GiftCase user, an email is sent to the user informing him that he/she has a present in the GiftCase app that is awaiting for him/her.
Assumptions	The GiftCase application has access to the receiving contact's details.
Validation Criteria	<ul style="list-style-type: none"> <li>• After the payment process finishes, if the receiving contact is a GiftCase user, he/she will receive a notification about the present on his/her device.</li> <li>• After the payment process finishes, if the receiving contact is a not a GiftCase user, he/she receives an email (in the email provided in the social networks) notifying him/her for the present.</li> </ul>

**Table 30.** Detailed description for story with ID 193

Story ID	193
Story	As a user I want to see the presents that a certain contact has received
Source	Development team
Detailed Description	The user should be provided with the ability to see the presents which certain contact has received through GiftCase in the section with more information about the contact.
Validation Criteria	If the user selects to see more information about certain contact and he/she has received presents through the GiftCase application, the user is able to browse through the presents.



**Table 31.** Detailed description for story with ID 199

Story ID	199
Story	As a user I want to be able to refresh the list of contacts
Source	Development team
Detailed Description	The user should be provided with the ability to refresh the list of his contacts.
Validation Criteria	If the user adds a friend on Facebook and afterwards selects to refresh his list of friends in the GiftCase application, he/she is able to see the newly added friend in the list of contacts.

**Table 32.** Detailed description for story with ID 202

Story ID	202
Story	As a user I want the application to be integrated with LinkedIn
Source	Client/Application documentation
Detailed Description	The application should integrate with LinkedIn for collecting of information about the preferences of the user.

**Table 33.** Detailed description for story with ID 203

Story ID	203
Story	As a user I want the application to be integrated with Telecommunication operator
Source	Client/Application documentation
Detailed Description	The application should integrate with Telecommunication operator in order to collect information about the user (location, prepaid/postpaid).

**Table 34.** Detailed description for story with ID 204

Story ID	204
Story	As a user I want the application to be integrated with Amazon.
Source	Client/Application documentation
Detailed Description	The application should integrate with Amazon for retrieval of possible presents for a contact.
Validation Criteria	Presents from Amazon are proposed to the user.

**Table 35.** Detailed description for story with ID 205

Story ID	205
Story	As a user I want the application to be integrated with Ebay.
Source	Client/Application documentation
Detailed Description	The application should integrate with Ebay for retrieval of possible presents for a contact.
Validation Criteria	Presents from Ebay are proposed to the user.

## 4 Non-functional requirements

This section presents the non-functional requirements for the system. They define how the system should behave or how the system should be implemented. These requirements do not directly give value to the user. The requirements are separated in the following groups:

- Usability - these requirements define what are the characteristics of the system that will make it easy to understand and learn by the users;
- Technical/Implementation - these requirements go into detail how certain parts of the system should be implemented;
- 3rd party integration - these requirements define the external systems which the application should integrate with;
- Compatibility - these requirements define what characteristics the application should possess in order to communicate and work with other systems.

Related tasks from the requirements management tool are noted in brackets..

### 4.1 Usability

**Table 36.** Detailed description for non-functional requirement 1

ID	NR-1
Description	User interface of the mobile application should be simple to use and user-friendly
Source	Client/Application documentation, Development team
Detailed Description	The user should be able to easily orient in the mobile application. The organization of the sections should allow the user to reach the desired information as fast as possible, without the need to pass along more than 3 sections. The application should focus on realizing the functionality, rather than having perfectly designed user interface.

## 4.2 Technical/implementation

**Table 37.** Detailed description for non-functional requirement 2

ID	NR-2 (194)
Description	The presents gathered from the content providers should be filtered by certain rules
Source	Client/Application documentation
Detailed Description	<p>The rules are as follows::</p> <ul style="list-style-type: none"> <li>● MUSIC – content similarity check is performed over user’s musical taste defined by the same type of descriptor tags.</li> <li>● HARDWARE – checking whether content screen size would fit the user’s device</li> <li>● EVENT – calculating distance between given event and user. Passes if user is within certain radius from the event.</li> <li>● TELCO – allowing only content designed for certain billing models (not allowing prepaid content to postpaid users, e.g. not allowing sending prepaid voucher to a postpaid user).</li> <li>● MUSIC + EVENT – filters for music concert: type of content.</li> <li>● HARDWARE + MUSIC – in case of music video content</li> <li>● EBOOK – content similarity check is performed against user’s preferences for genres, authors and concrete books.</li> </ul> <p>If there is not enough information for performing a certain filter, no presents are proposed from that category.</p>

**Table 38.** Detailed description for non-functional requirement 3

ID	NR-3 (195)
Source	Client/Application documentation
Description	The unique identifier of the user`s device should persist in the application, so every time he tries to launch the application (after the first time) he is automatically logged in.

**Table 39.** Detailed description for non-functional requirement 4

ID	NR-4 (196)
Source	Development team
Description	The application should list the top n presents most appropriate for the selected contact. The user should be provided with the option “Show more gifts” or pagination of recommended gifts.

**Table 40.** Detailed description for non-functional requirement 5

ID	NR-5 (177)
Description	As a user I want the send and received presents to be organized in a "Gift box"
Source	Development team
Detailed Description	The sent and received presents should be organized in a "Gift box" screen, where the presents, which are sent are put into an "Outbox" subsection and the presents, which are received are put into an "Inbox" subsection.

### 4.3 Third party integration

**Table 41.** Detailed description for non-functional requirement 6

ID	NR-6 (197)
Description	The proposal for a present should be made based on the preferences of the target contact. This information should be gathered from the social networks and Telcos.
Source	Client/Application documentation
Detailed Description	The preferences of the client are used when determining which is the most appropriate present for the contact. The information gathered from the social networks will be, for example, what music or movies he/she likes. The information gathered from Telcos will tell the location of the target contact and also whether he is prepaid or postpaid user. Example social networks: Facebook, LinkedIn.

**Table 42.** Detailed description for non-functional requirement 7

ID	NR-7
Description	The application should be integrated with at least two content providers (Amazon and Ebay for example).
Source	Client/Application documentation

**Table 43.** Detailed description for non-functional requirement 8

ID	NR-8 (198)
Description	The proposed presents are based on the information gathered by the content providers supported by the application.
Source	Client/Application documentation
Detailed Description	The content providers like Amazon, Ebay will provide concrete presents which can be bought by the user. The presents should be acquired based on the contact's preferences extracted from the social networks and Telcos.

#### 4.4 Compatibility

**Table 44.** Detailed description for non-functional requirement 9

ID	NR-9
Source	Client/Application documentation
Description	The application should use REST based interface for communication between components

**Table 45.** Detailed description for non-functional requirement 10

ID	NR-10
Source	Client/Application documentation
Description	The mobile application should support Android